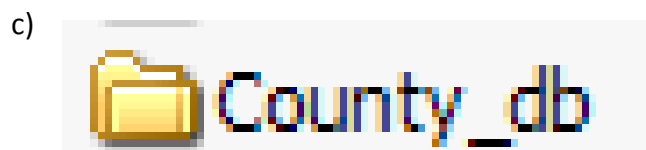
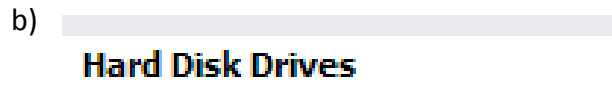
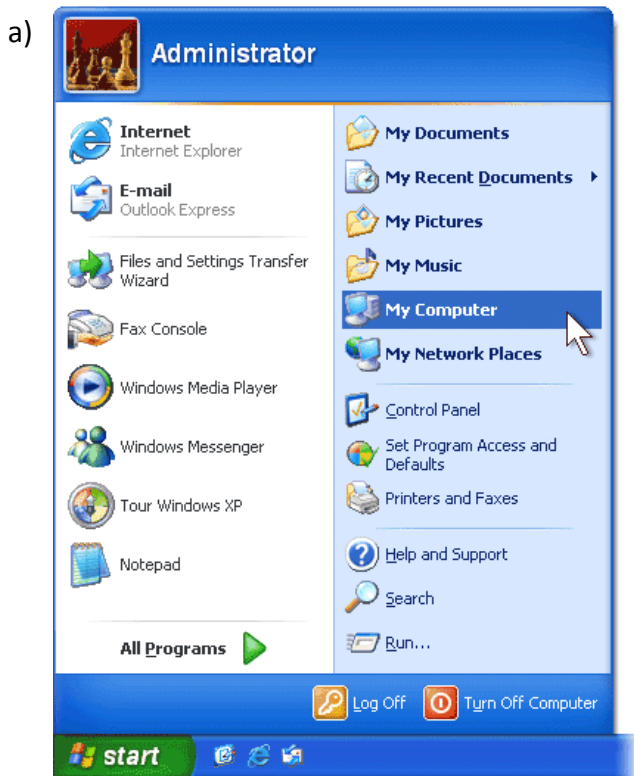



1. Navigate to your C:\ drive by clicking Start → My Computer → Local disk C → County_db



2. Inside this folder you will see lots of files... one of which is called 'YFC_county.mdb'



This file contains all of your membership database details.

3. To back this file up, simply follow these instructions:
 - a. right click on it, and click copy
 - b. Inset a memory stick/blank CD/floppy disk and locate to that media
 - c. Right click where you want to save your copy, and click paste